



ALTOZ®

ALWAYS AHEAD®

COMMERCIAL SERIES

TRX 766

The **TRX 766** is the ultimate workhorse for the toughest, most challenging terrain and environments.

DUAL RANGE TRANSMISSION

Featured on the TRX 766 are dual range Hydro-Gear ZT-5400 transmissions that efficiently transfer power from the engine to the track system and takes you to a top speed of 11 mph.

TORQFLEX™ SUSPENSION

TorqFlex front suspension delivers stability, a smooth ride and reduces operator fatigue. Standard on TRX 766 and 561.

Patent-pending track system

Shown with All-terrain Deck and All-terrain Tracks

TRACK OPTIONS

Standard on TRX 766 and 561 models, All-terrain Tracks are ideal for side-hilling, low lands and rough areas other mowers can't reach. Optional Turf Tracks are less aggressive and perfect for soft ground, rolling hills and sensitive terrain.

The all-new **SmarTrac™ Pro** control represents a leap forward in technology: a solid-state PTO switch with lifetime warranty, keyless push-to-start ignition switch and the patented SoftStart clutch control that decreases mechanical wear and significantly increases deck belt life.

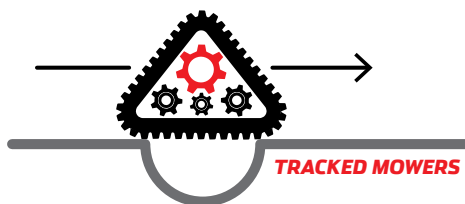


CHOOSE YOUR MOWER DECK

The TRX 766 is equipped with your choice of Altoz's exclusive 66" All-terrain Deck for rough cutting or 66" Aero Deck cutting system with adjustable baffles for a professional finish cut.

ALL-TERRAIN DECK

The TRX 766's All-terrain Deck features industry-exclusive blades that pivot when hitting an immovable object to protect blade, spindle and engine. Forged and heat treated for exceptional, long-lasting sharpness.



TRACKED MOWERS

The TRX's rear torsion axle and track system bridge smoothly over uneven terrain and provide a more comfortable ride than wheeled machines on rough ground.



WHEELED MOWERS

TRX 561

The **TRX 561** is an ideal solution for municipalities, golf courses, schools and lawn care professionals.

12-WAY ADJUSTABLE SUSPENSION SEAT

Combined with the suspension system, the 12-way adjustable high-back suspension seat with arm rests delivers the industry's smoothest ride. Standard on TRX 766, 561, 354 and XP HD.

TORQFLEX™ SUSPENSION

TorqFlex front suspension delivers stability, a smooth ride and reduces operator fatigue. Standard on TRX 766 and 561.

REAR TORSIONAL TRACK SUSPENSION

The rear torsional track suspension and TorqFlex front suspension work together to bridge uneven terrain, delivering stability, a smooth ride and reduced operator fatigue. Standard on TRX 766 and 561.

TRACK OPTIONS

All-terrain Tracks are ideal for side hilling, mud and rough areas other mowers can't reach. Optional Turf Tracks are less aggressive and perfect for soft ground, rolling hills and sensitive terrain.

Standard on TRX 561 and 766 models, tapered heavy-duty roller caster bearings with a 1-1/4" shaft, combined with a 3/8" thick steel front wheel fork, ensure lasting performance in demanding environments.



AERO DECK

Exclusive Finish Cut Aero Deck is .270-inch fabricated steel and features fully adjustable baffles, enabling you to customize your cut to various grass conditions.

SLOPES

Mow slopes safely with high traction and minimal compaction.

WET AREAS


More control for mowing around water features, ditches and low areas.

TALL GRASS & UNRULY TERRAIN

Reclaim your property and tame even the harshest terrain.



Optional Turf Tracks



TRX 354

With its standard Turf Tracks, the **TRX 354** is ideal for multi-acre homeowners, outdoorsmen and farmers.

INCREASED VISIBILITY

Low-profile front frame viewpoint allows for improved operator sight.

FLAT-FREE FRONT TIRES

Power through the harshest conditions, even rough terrain and sharp debris, with flat-free tires and rear-mounted track system. Standard on TRX 766, 561 and 354.

TURF TRACKS

The TRX 354's standard Turf Tracks are perfect for soft ground, rolling hills and sensitive terrain. All-terrain Tracks available as an accessory.



Combined with our suspension system, the 12-way adjustable high-back suspension seat with arm rests (standard on TRX 354, 561 and 766) delivers the industry's smoothest ride.

MODEL SPECS

Model	XP 540 HD	XP 610 HD	XP 610 HDi	XP 660 HD	XP 720 HD	TRX 354	TRX 561	TRX 766 i Finish Cut	TRX 766 i All-terrain
Engine	27 hp Kawasaki FX	31 hp Kawasaki FX	33 hp Kohler Command PRO EFI	31 hp Kawasaki FX	35 hp Kawasaki FX	27 hp Kawasaki FX	31 hp Kawasaki FX	37 hp Vanguard EFI	37 hp Vanguard EFI
Deck Width	54"	61"	61"	66"	72"	54"	61"	66"	66"
Transmission	Hydro-Gear ZT-4400	Hydro-Gear ZT-4400	Hydro-Gear ZT-4400	Hydro-Gear ZT-4400	Hydro-Gear ZT-4400	Hydro-Gear ZT-3400	Hydro-Gear ZT-4400	Hydro-Gear ZT-5400 High/Low	Hydro-Gear ZT-5400 High/Low
Rear Tire/Track Size	24"	24"	24"	24"	24"	11"×69"	11"×72"	11"×82"	11"×82"
Max. Speed	11 mph	11 mph	11 mph	11 mph	11 mph	8 mph	9 mph	11 mph	11 mph
Suspension	—	—	—	—	—	Independent Front Suspension (Accessory)	TorqFlex Suspension (Standard)	TorqFlex Suspension (Standard)	TorqFlex Suspension (Standard)
Weight	1330 lbs	1360 lbs	1360 lbs	1400 lbs	1415 lbs	1200 lbs	1540 lbs	1600 lbs	1600 lbs

XP HD

The **XP HD Series** is engineered for reliability and a precise cut, designed for people who rely on their equipment to make a living and deliver nothing less than perfection.

RIDER COMFORT AND CONVENIENCE

12-way adjustable high-back suspension seat* with arm rests delivers the industry's smoothest ride. A 12-volt power outlet, device storage compartment and cup holder provides rider convenience.

DECK HEIGHT ADJUSTMENT


Rotational deck height adjustment changes cutting height setting with the turn of a dial.

EXTENDED OPERATION

14-gallon fuel capacity provides extended cutting time.



The all-new SmarTrac™ Pro control represents a leap forward in technology: a solid-state PTO switch with lifetime warranty, keyless push-to-start ignition switch and the patented SoftStart clutch control that decreases mechanical wear and significantly increases deck belt life.



Our exclusive Aero Deck™ is .270-inch fabricated steel & features fully adjustable baffles enabling you to customize your cut to various grass conditions. Available in 54", 61", 66" & 72" widths.

*Suspension seat appearance may vary based on model.



COLLECTION SYSTEM



SPREADER / UTILITY PLOW



DISCHARGE COVER



VISIT **ALTOZ.COM** FOR THE COMPLETE LINE OF ZERO-TURN MOWERS & ACCESSORIES

ALTOZ®

ALWAYS AHEAD®

1-855-782-5869

Altoz, Inc. | 20502 160th Street | Greenbush, MN 56726
Tel. 1-218-782-5869 | Fax 1-218-782-5880

Your Local Altoz Dealer

©2019-2020 Altoz, Inc. All information contained within this publication is based on the latest product information available at the time of publication. Because Altoz, Inc. makes constant improvements in the design and quality of its products, some minor discrepancies may result between the actual machine and the information presented in this brochure. Altoz reserves the right to change specifications and design without notice. Depictions of operation are intended for reference only. Always wear the proper personal protective gear and operate within your capability. No liability can be accepted for omissions or inaccuracies. Engine horsepower and torque information are provided by the engine manufacturer to be used for comparison purposes only. Actual operating horsepower and torque will be less. Refer to the engine manufacturer's website for additional information. Altoz, the Altoz logo, TorqFlex, Aero Deck and SmarTrac are trademarks of Altoz, Inc. Other trademarks are the property of their respective owners. Printed in the USA.

Altoz.com

p/n 9000704 REV. A • SEP 2019

MADE IN THE
USA